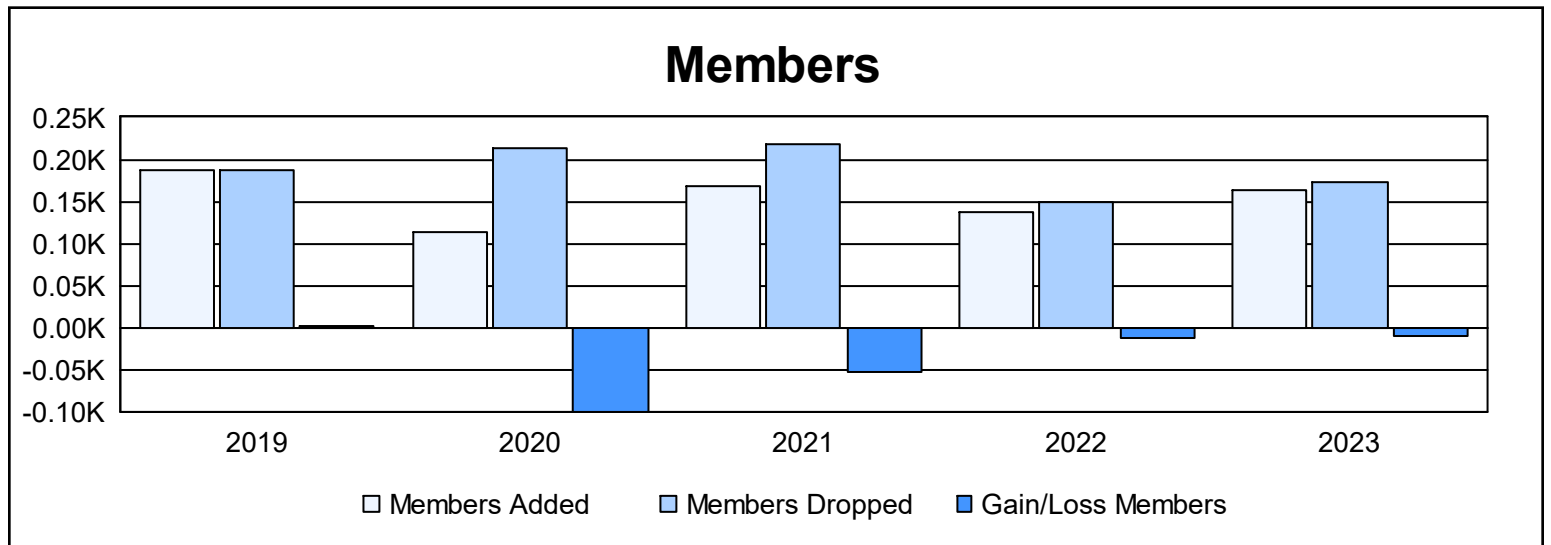
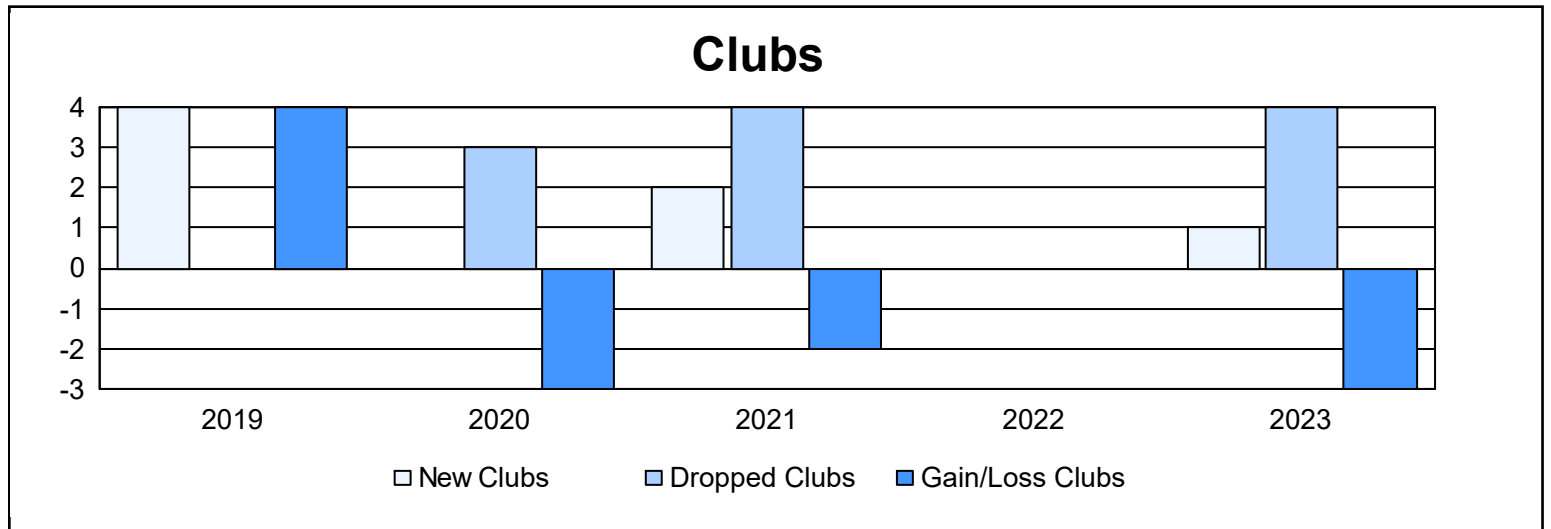
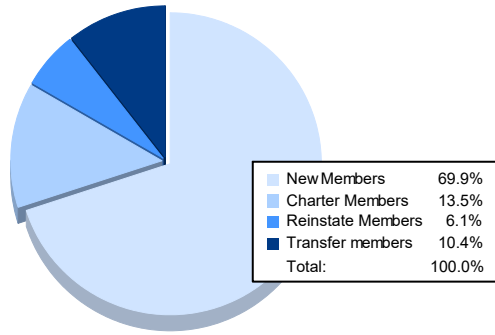


Year	New Clubs	Dropped Clubs	Gain/ Loss Clubs	New Members	Charter Members	Reinstate Members	Transfer Members	Total Member Added	Total Members Dropped	Gain/ Loss Members
2018-2019	4	0	4	89	84	10	4	187	186	1
2019-2020	0	3	-3	87	18	5	3	113	213	-100
2020-2021	2	4	-2	97	61	2	7	167	219	-52
2021-2022	0	0	0	124	5	2	5	136	148	-12
2022-2023	1	4	-3	114	22	10	17	163	172	-9
<b>Average</b>	<b>1</b>	<b>2</b>	<b>-1</b>	<b>102</b>	<b>38</b>	<b>6</b>	<b>7</b>	<b>153</b>	<b>188</b>	<b>-34</b>



### Membership Composition June 2023 Cumulative



### Gender Composition June 2023 Cumulative

